



Electrolux
PROFESSIONAL

Modular Cooking Range Line thermaline 90 - Water mixing tap with lever, 1 Side - H=250

ITEM # _____

MODEL # _____

NAME # _____

SIS # _____

AIA # _____



589146 (MCEABABOOO)

Water mixing tap with lever,
one side

Short Form Specification

Item No. _____

Water mixing tap with lever for hot and cold water. Unit constructed according to DIN 18860_2 with 20 mm drop nose top and 70 mm recessed plinth. Internal frame for heavy duty sturdiness in stainless steel. 2 mm top in 1.4301 (AISI 304). Flat surface construction, easily cleanable. THERMODUL connection system enables seamless worktop when units are connected and avoids soil penetrating. IPX5 water resistant certification. Configuration: Top, One-side operated.

Main Features

- Water mixing unit for hot and cold water.
- All major components may be easily accessed from the front.
- THERMODUL connection system creates a seamless work top when units are connected to each other thus avoiding soil penetrating vital components and facilitating the removal of units in case of replacement or service.
- Large stainless steel tap.

Construction

- Unit constructed according to DIN 18860_2 with 20 mm drop nose top.
- IPX5 water resistance certification.
- 2 mm top in 1.4301 (AISI 304).
- Unit constructed according to DIN 18860_2 with 20 mm drop nose top and 70 mm recessed plinth.
- Flat surface construction with minimal hidden areas to easily clean all surfaces
- Internal frame for heavy duty sturdiness in stainless steel.

APPROVAL: _____



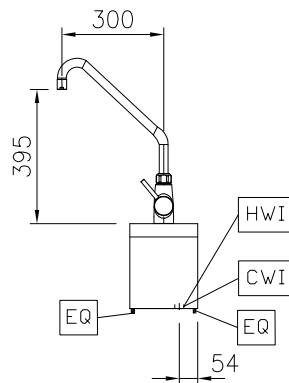
Experience the Excellence
www.electroluxprofessional.com



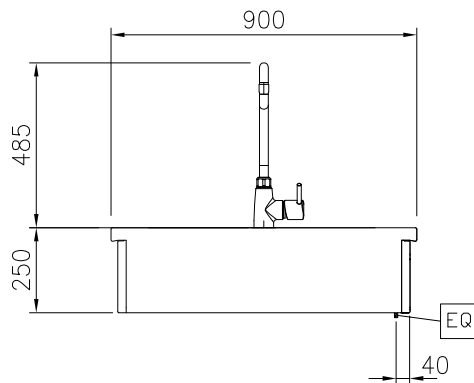
Electrolux
PROFESSIONAL

Modular Cooking Range Line thermaline 90 - Water mixing tap with lever, 1 Side - H=250

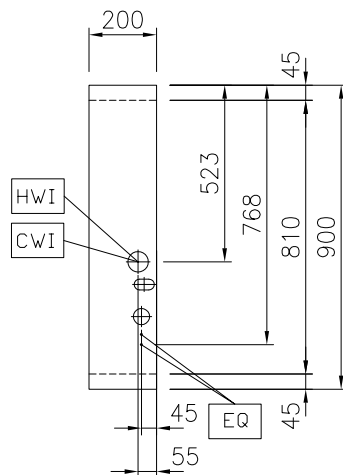
Front



Side



Top



Water:

Inlet water line size:

Incoming Cold/hot Water line
size:

Key Information:

External dimensions, Width: 200 mm

External dimensions, Depth: 900 mm

External dimensions, Height: 250 mm

Net weight: 16.5 kg



Modular Cooking Range Line
thermaline 90 - Water mixing tap with lever, 1 Side - H=250

The company reserves the right to make modifications to the products
without prior notice. All information correct at time of printing.

2025.07.01

Optional Accessories

- Connecting rail kit, 900mm PNC 912502 ☐
- Portioning shelf, 200mm width PNC 912520 ☐
- Portioning shelf, 200mm width PNC 912550 ☐
- Folding shelf, 300x900mm PNC 912581 ☐
- Folding shelf, 400x900mm PNC 912582 ☐
- Fixed side shelf, 200x900mm PNC 912589 ☐
- Fixed side shelf, 300x900mm PNC 912590 ☐
- Fixed side shelf, 400x900mm PNC 912591 ☐
- Connecting rail kit: modular 90 (on the left) to ProThermetic tilting (on the right), ProThermetic stationary (on the left) to ProThermetic tilting (on the right) PNC 912975 ☐
- Connecting rail kit: modular 80 (on the right) to ProThermetic tilting (on the left), ProThermetic stationary (on the right) to ProThermetic tilting (on the left) PNC 912976 ☐
- Endrail kit, flush-fitting, left PNC 913111 ☐
- Endrail kit, flush-fitting, right PNC 913112 ☐
- Endrail kit (12.5mm) for thermaline 90 units, left PNC 913202 ☐
- Endrail kit (12.5mm) for thermaline 90 units, right PNC 913203 ☐
- T-connection rail for back-to-back installations without backsplash (to be ordered as S-code) PNC 913227 ☐
- Insert profile d=900 PNC 913232 ☐
- Endrail kit, (12.5mm), for back-to-back installation, left PNC 913251 ☐
- Endrail kit, (12.5mm), for back-to-back installation, right PNC 913252 ☐
- Endrail kit, flush-fitting, for back-to-back installation, left PNC 913255 ☐
- Endrail kit, flush-fitting, for back-to-back installation, right PNC 913256 ☐